

CENTRAL PLAN SCHEME MONITORING SYSTEM


ACHIEVEMENTS AND FUTURE PLAN

**CONTROLLER GENERAL OF ACCOUNTS
MINISTRY OF FINANCE
GOVERNMENT OF INDIA**

1 MARCH, 2012

**LET THE WHOLE WORLD HEAR IT LOUD
AND CLEAR, INDIA IS WIDE AWAKE.**

DR MANMOHAN SINGH, JULY 1991



The Economist, July 2011

BIG PUSH FACTORS

- **Reforms**
- **Governance**
- **Transparency**
- **Accountability**

CPSMS - FRAMEWORK

FM' Budget speech 2008-09:

Robust economic growth has thrown up many new challenges, among them the need to put in place effective monitoring, evaluation and accounting systems for the large sums of money that are disbursed by the Central Government to State Governments, district level agencies and other implementing agencies. I think we do not pay enough attention to outcomes as we do to outlays; or to physical targets as we do to financial targets; or to quality as we do to quantity. Government therefore proposes to put in place a Central Plan Schemes Monitoring System (CPSMS) that will be implemented as a Plan scheme of the Planning Commission. A comprehensive Decision Support System and Management Information System will also be established.

THE JOURNEY, SO FAR

- Project anchored by CGA, partnering NIC – implemented in civil ministries.
- Plan scheme releases through CPSMS generated unique sanction IDs.
- Funds devolving from Centre to the 1st level (State/ SPV/ DRDA/ PSU etc.) under all 785 Plan schemes fully captured.
- 3,55,000 Agencies registered till date.

STATUS OF AGENCY REGISTRATION - NRHM

State	District level			Block level (CHC)		
	No.	Reg	%	No	Reg	%
Madhya Pradesh	50	50	100	369	701	100
Bihar	54	57	100	70	70	100
Punjab	20	20	100	129	359	100
Tamilnadu	36	38	100	256	901	100
Kerala	48	48	100	233	360	100
Andhra Pradesh	23	23	100	167	301	100
Uttar Pradesh	186	186	100	515	935	100

STATUS OF AGENCY REGISTRATION - NRHM

State	Village Level -Tier-1			Village Level-Tier-2			Village Level Tier-3		
	PHC			SHC/ HSC			VHSC		
	No.	Reg.	%	No.	Reg	%	No.	Reg.	%
Madhya Pradesh	1156	1647	100	9007	6748	74.91	39977	19493	48.76
Bihar	533	533	100	9696	4795	49.44	7978	4869	61.03
Punjab	446	1014	100	2950	3560	100	13104	9728	74.24
Tamilnadu	1283	2032	100	8706	7306	83.91	15158	3894	25.69
Kerala	813	925	100	4575	263	5.75	18369	12762	69.47
Andhra Pradesh	1570	2524	100	12522	1	0.01	21916	0	0

STATUS OF AGENCY REGISTRATION - SSA

State	Total Registered	DISTRICT PROJECT OFFICE-SSA	BLOCK PROJECT OFFICE-SSA	CLUSTER RESOURCE CENTRE (CRC)	VILLAGE EDUCATION & DEVELOPMENT COMMITTEE-SSA
<u>ANDHRA PRADESH</u>	53884	29	8178	3217	42457
<u>BIHAR</u>	262	39	214	1	6
<u>CHATTISGARH</u>	15838	29	245	1935	13625
<u>HARYANA</u>	11054	27	2314	356	8355
<u>HIMACHAL PRADESH</u>	2369	11	116	1394	846
<u>MADHYA PRADESH</u>	1036	50	132	102	747
<u>MAHARASHTRA</u>	50894	54	474	9072	41269
<u>MIZORAM</u>	1232	8	28	131	1064
<u>PUNJAB</u>	13100	20	217	1278	11359
<u>RAJASTHAN</u>	2782	54	319	883	1524
<u>UTTAR PRADESH</u>	703	74	320	259	49
<u>UTTARAKHAND</u>	4955	13	91	930	3917

STATUS OF AGENCY REGISTRATION - MGNREGS

State	Total Registered	District Rural Development Agency	Block	Gram Panchayat
<u>BIHAR</u>	9022	38	533	8419
<u>MADHYA PRADESH</u>	17954	49	305	17551
<u>MIZORAM</u>	288	8	25	255
<u>PUNJAB</u>	1824	20	141	1662
<u>RAJASTHAN</u>	335	33	243	-

THE JOURNEY- CONTD.

- Pilot roll out under four schemes (MGNREGS, PMGSY, SSA & NRHM) successful in four states (Bihar, MP, Mizoram and Punjab)
- Interface with Treasury System (Maharashtra)
- Interface with Banks (Core Banking Solution)
- Reports available: Scheme-wise, Agency-wise, Geographical Destination-wise & Sector-wise

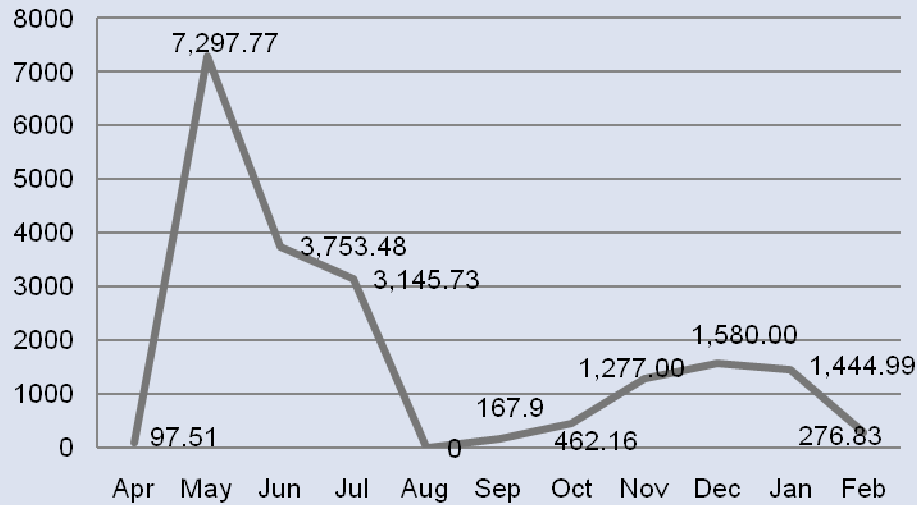
SCHEME WISE RELEASES, FY 2011-12

Releases under Flagship Schemes

From Date:	01-04-2011	To Date:	23-02-2012			
Figures In:	Rs. Crores					
State Name :	All					
Sr No	Flagship Schemes	Total Rel	Quarter 1	Quarter 2	Quarter 3	Quarter 4
1	Sarva Shiksha Abhiyan (SSA)	19,563.24	11,148.76	3,313.64	3,319.16	1,781.68
2	National Rural Health Mission (NRHM)	11,900.53	4,090.35	3,603.67	3,978.13	228.38
3	Total Sanitation Campaign	1,149.42	777.45	0.00	371.97	0.00
4	National Rural Employment Guarantee Scheme (MGNREGS)	24,171.36	9,013.70	6,275.77	6,698.64	2,183.25

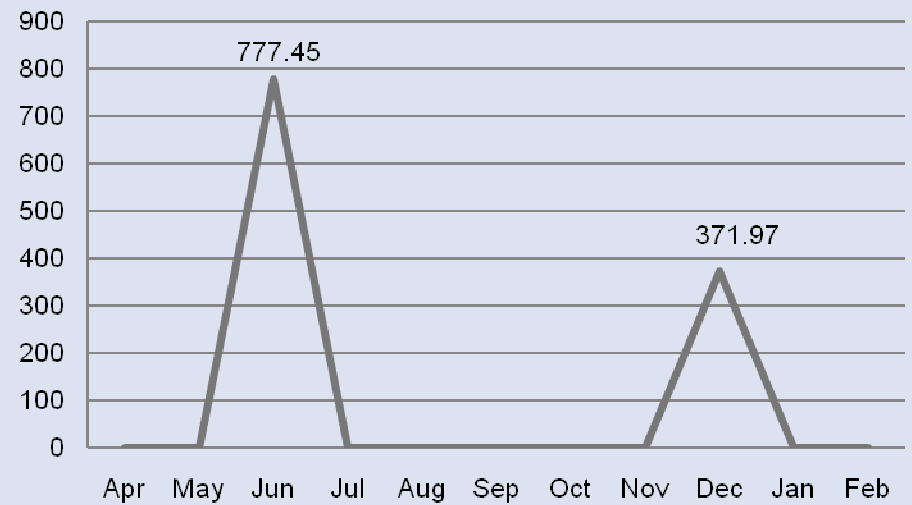
Sarva Shiksha Abhiyan (SSA)

Rs. in Crores



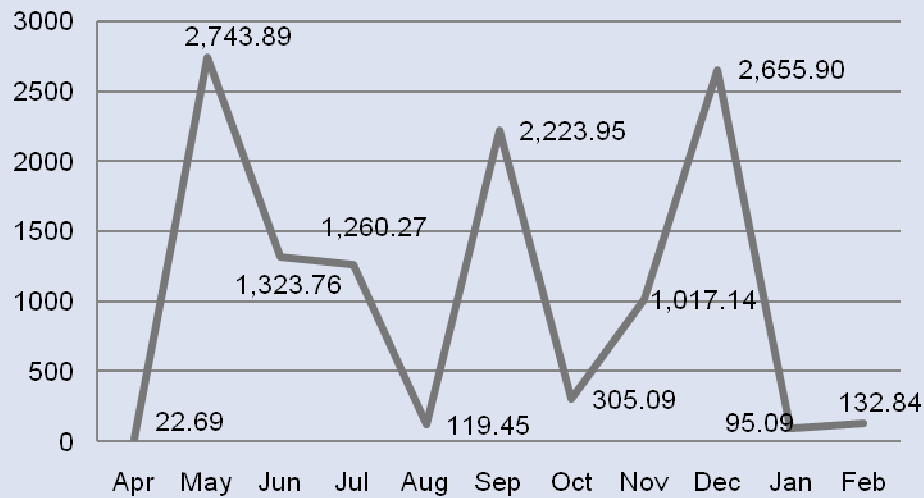
Total Sanitation Campaign

Rs. in Crores



National Rural Health Mission (NRHM)

Rs. in Crores



Mahatma Gandhi Rural Emp. Guarantee Scheme (MGNREGS)

Rs. in Crores



AGENCY WISE RELEASES: IIT, DELHI 2011-12

Period:	From: 4/1/2011 To: 2/29/2012	Figures In: Crores
Controller:	- All -	Grant:
PAO:	- All -	DDO:
Scheme Type:	- All -	Agency Type:
AgencyName	IITD (IRD) DELHI	
Sr.No.	Scheme	Releases (Cr)
1	BIOINFORMATICS [0149]	0.24
2	CAPACITY BUILDING FOR SERVICE PROVIDERS [1095]	0.08
3	COMPONENTS AND MATERIAL DEVELOPMENT PROGRAMME [0528]	0.37
4	CONVERGENCE COMM AND STRATEGIC ELECTRONICS DIT [0527]	0.55
5	HUMAN RESOURCE DEVELOPMENT BIOTECHNOLOGY [0146]	0.37
6	IITs DHE (INCLUDING OSC) [0920]	142.00
7	INNOVATION CLUSTERS [1027]	0.16
8	INTERNATIONAL COOPERATION BIOTECHNOLOGY [0152]	0.01
9	NATIONAL MISSION IN EDUCATION THROUGH ICT [0887]	7.95
10	NATIONAL MISSION ON NANO SCIENCE AND NANO TECHNOLOGY [1022]	1.80
11	NATIONAL RIVER CONSERVATION PLAN (NRCP) [0255]	0.08
12	PROGRAMME FOR PROMOTION OF EXCELLENCE AND INNOVATION [0147]	0.82
18	R AND D IN NEW AND RENEWABLE ENERGY TECHNOLOGIES [0689]	1.37
	TOTAL	175.46

CPSMS – NETWORK OF NETWORKS



TREASURY INTERFACE

GRAPHICAL REPRESENTATION OF RELEASE AND EXPENDITURE OBJECTWISE REPORT FOR STATE -MAHARASHTRA

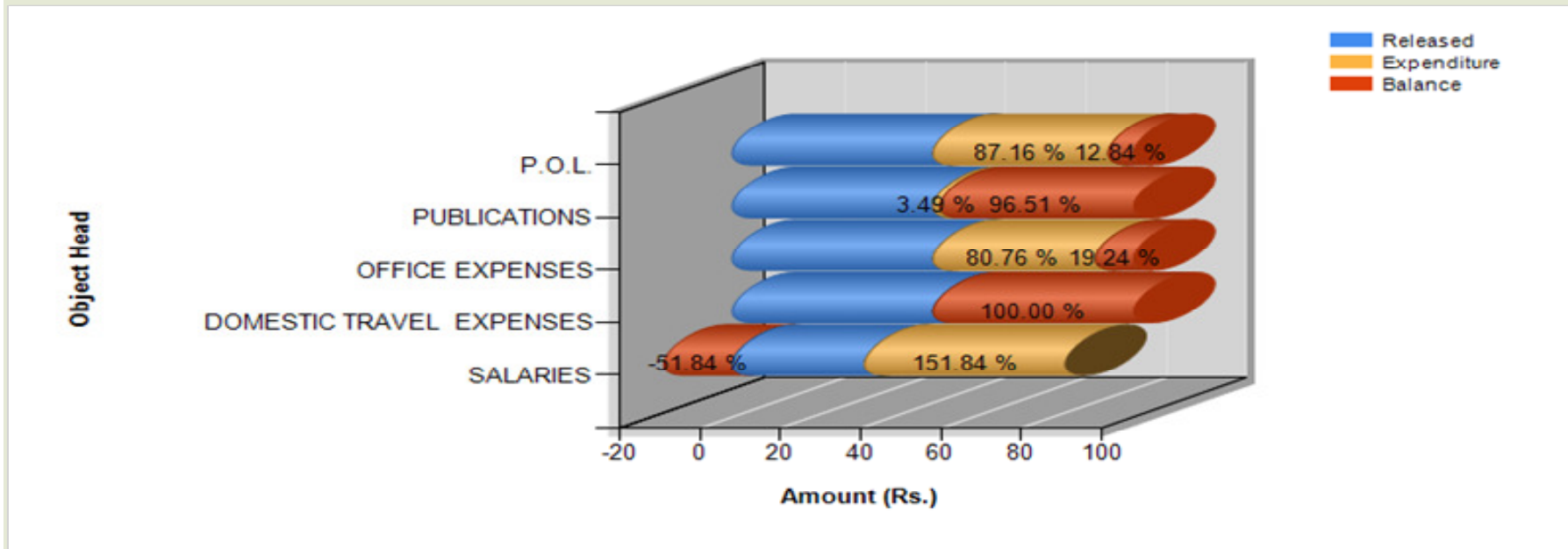
Central Scheme Name -
AGRICULTURE CENSUS

State Scheme Name -
2.7-WORLD AGRIL.CENSUS CS

Financial Year 2011-2012

BACK

Data As on : 22/02/2012



Financial Year 2011-2012

Data As on : 22/02/2012

0001

AGRICULTURE CENSUS

Amount Received from GOI

10,350,000

State Scheme	State Scheme Name	BE	Released	Expenditure	Balance
24010996	2.7-WORLD AGRIL.CENSUS CS	10,000,000	44,656,250	25,780,245	18,876,005
Grand Total		10,000,000	44,656,250	25,780,245	18,876,005

BANK INTERFACE

- **Interface complete with CBS (all Public Sector Banks, major Pvt. Banks & 29 RRBs) - USP.**
- **Approval of Agency registration with bank account done only after electronic confirmation from Banks' CBS.**
- **Daily Account balances and banking transactions of all registered Implementing Agencies (State/DRDA/Central bodies/ PSUs etc.) available on-line .**
- **Transaction type (Cash / Cheque / Electronic) and account type wise (SB / Current / FD) info. captured.**
- **System enabled for Direct Payment to beneficiaries.**

MGNREGS, BIHAR: DASHBOARD

Agency level wise bank balance (as on 23.2.2012)

State Name		BIHAR		District Name :			
				Figures In Rs Cr :		1174.24	
S No.	Level	Mapped Agencies	Bank Balance	Fund Received	Expenditure	Advances	Transfer To Lower Level Agencies
1	<u>State Employment Gurantee Council</u>	1	750.66	0.00	<u>0.00</u>	<u>0.00</u>	0.00
2	<u>District Rural Development Agency</u>	38	91.24	442.40	39.97	0.33	158.00
3	Block	534	71.16	19.58	39.37	0.12	0.48
4	Gram Panchayat	8422	261.18	138.9	27.99	0.08	0.00

MGNREGS, BIHAR: DISTT. DASHBOARD

S No.	Level	Bank Balance on 23.2.2012 Rs in Cr
1	<u>ARARIA (District)</u>	19.45
2	<u>BEGUSARAI (District)</u>	29.25
3	<u>GAYA (District)</u>	18.68
4	<u>MADHUBANI (District)</u>	21.16
5	<u>MUZAFFARPUR (District)</u>	25.06
6	<u>NALANDA (District)</u>	15.91
7	<u>PATNA (District)</u>	27.18
8	<u>PURNIA (District)</u>	12.51
9	<u>ROHTAS (District)</u>	10.96
10	<u>SAMASTIPUR (District)</u>	21.56

MGNREGS, NALANDA: Distt. DASHBOARD

S No.	Level	Mapped Agencies	Bank Balance (on 23.2.2012) Rs. in Cr
1	<u>NALANDA</u>	1	4.93
2	<u>Block</u>	20	3.89
3	Gram Panchayat	249	6.69
	Total		15.51

MGNREGS-NALANDA: BLOCK DASHBOARD

S No.	Block Level (Nalanda District)	Bank Balance as on 23.2.2012 Rs Cr .
1	<u>ASTHAWAN (Block)</u>	0.72
2	<u>BIHARSHARIF (Block)</u>	0.79
3	<u>BIND (Block)</u>	0.70
4	<u>EKANGARSARAI (Block)</u>	0.62
5	<u>HILSA (Block)</u>	0.52
6	<u>ISLAMPUR (Block)</u>	0.74
7	<u>NOORSARAI (Block)</u>	0.88
8	<u>PARBALPUR (Block)</u>	0.76
9	<u>RAJGIR (Block)</u>	0.34
10	<u>SILAO (Block)</u>	0.51

MGNREGS: HILSA Block DASHBOARD

S No.	Level	Mapped Agencies	Bank Balance Rs.
1	<u>HILSA</u>	1	11,70,512.00
2	<u>Gram Panchayat</u>	15	40,01,902.92
	Total		51,72,414.92

Level wise Bank Balnaces: Panchayats (HILSA)

S No.	Level	Bank Balance Rs.
1	<u>AKABARPUR (Panchayat)</u>	313,027.00
2	<u>ARPA (Panchayat)</u>	347,085.00
3	<u>ASARI (Panchayat)</u>	274,341.00
4	<u>BARA (Panchayat)</u>	253,915.00
5	<u>CHIKSAURA (Panchayat)</u>	280,476.00
6	<u>INDAUT (Panchayat)</u>	248,577.00
7	<u>JUNIYAR (Panchayat)</u>	379,731.36
8	<u>KAMTA (Panchayat)</u>	300,714.00
9	<u>KAPASIAWAN (Panchayat)</u>	201,797.50
10	<u>KAWA (Panchayat)</u>	324,401.00
11	<u>KORAWAN (Panchayat)</u>	310,156.00
12	<u>MIRJAPUR (Panchayat)</u>	300,968.49
13	<u>PUNA (Panchayat)</u>	296,674.00
14	<u>RERI (Panchayat)</u>	194,211.57
15	<u>YOGI PUR (Panchayat)</u>	100,838.00
	Total	4,126,912.92

Bank Account Details

Asari Panchayat (23.2.2012)

State Name :		BIHAR	District Name:	NALANDA (District)
Block Name :		HILSA (Block)	Panchayat Name :	ASARI (Panchayat)
			Figures In :	Actuals (in Rs.)
Bank Name	Bank Account	Bank Balance	Fund Received	Expenditure
MADHYA BIHAR GRAMIN BANK	<u>71680100036574</u>	214,336.00	500,000.00	1,064,028.00
	Total :	214,336.00	500,000.00	1,064,028.00

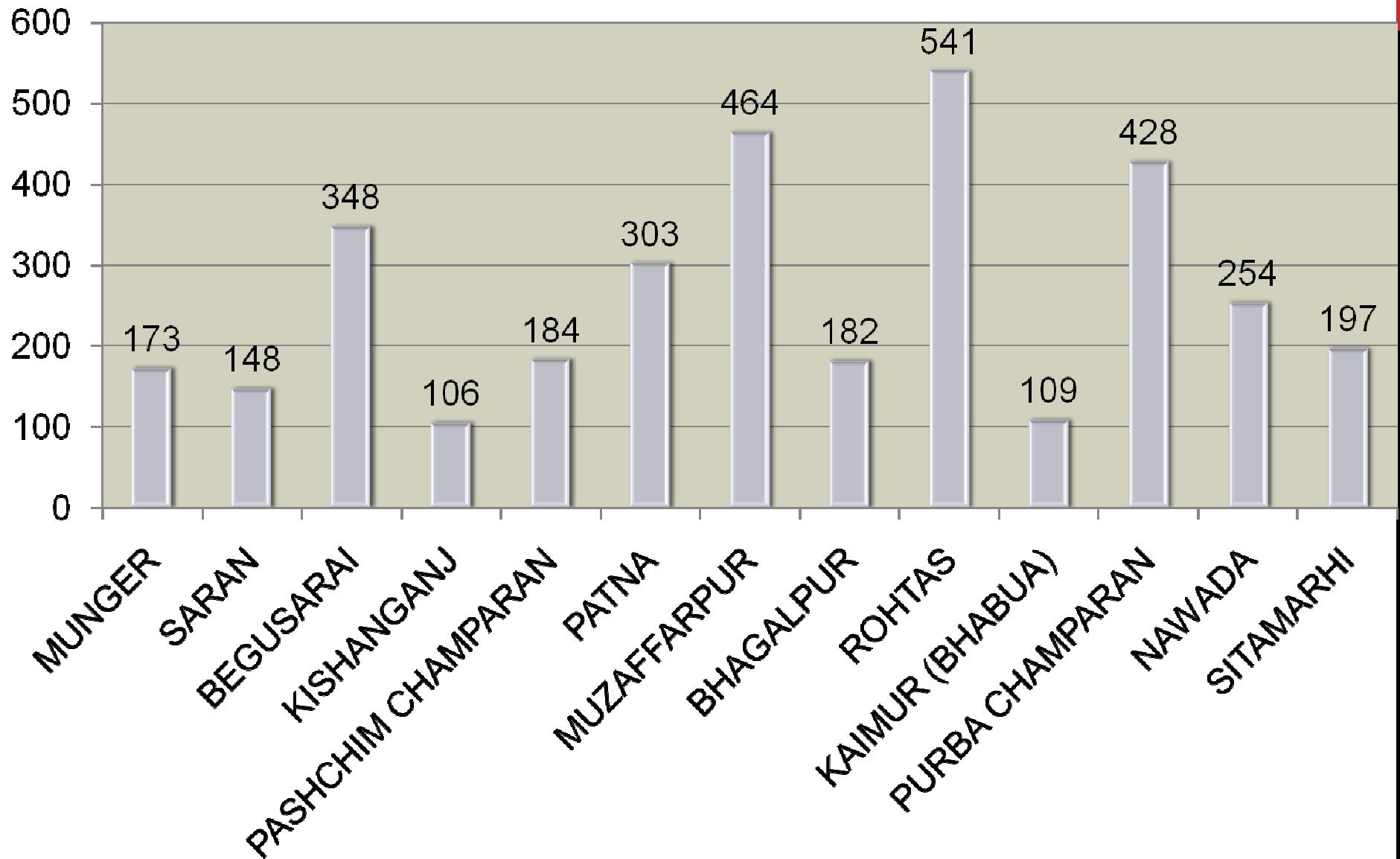
BANK A/C TRANSACTIONS - ASARI PANCHAYAT , BIHAR

Scheme Name :		MAHATMA GANDHI NATIONAL RURAL EMPLOYMENT GUARANTEE SCHEME [0822]			
Agency Name :		PANCHAYAT ASARI, BLOCK HILSA, NALANDA, BIHAR			
Bank Name :		MADHYA BIHAR GRAMIN BANK			
Bank Account Number :		71680100036574			
Figures In :		Crores (in Rs.)			
Bank Account Status :		Valid account number			
Closing balance :		274,341.00			
Closing Blance date :		08/02/2012			
Data Received On :		09/02/2012			
S No	Transaction Date	Dr Amount	Cr Amount	Cheque No	Remarks
1	16-Dec-11	0.00	0.00		ISO TRANSFER - 15-12-2011
2	15-Dec-11	0.00	0.00	509369	CLG
3	15-Dec-11	0.01	0.00	509370	TR
4	24-Nov-11	0.00	0.00	509367	TR SF 71930100033467 Dhananjay Kr
5	19-Nov-11	0.00	0.00	509365	TRSF 71930100033467
6	19-Nov-11	0.00	0.00	509368	SF 01-64434
7	04-Nov-11	0.00	0.00	509363	TR SF 71930100033467 Dhananjay Kr
8	03-Nov-11	0.00	0.00	509364	71680100064434 B PRASAD
9	01-Oct-11	0.00	0.05		BY NAREGA
10	05-Sep-11	0.00	0.00		71680100036574:Int.Pd:02-03-2011 to 31-08-2011
11	22-Jun-11	0.01	0.00	509362	NARESH KUMAR
12	18-Jun-11	0.02	0.00	509361	NARESH KUMAR
13	09-Jun-11	0.02	0.00	153900	NARESH KUMAR
14	08-Jun-11	0.01	0.00	153898	SF 2695 RAHASMAY KR
15	08-Jun-11	0.01	0.00	153899	TR SF 5220 BED NR PD
16	04-Jun-11	0.00	0.00	153897	ISSUE CHEQUE POSTMASTER BRF
17	04-Jun-11	0.00	0.00	153896	ISSUE CHEQUE POSTMASTER BRF
18	11-May-11	0.01	0.00	153893	TR ISSUUE CHEQUE POST MASTER BIHARSHARIF
19	13-Apr-11	0.02	0.00	153895	TR SUJIB KR SF 612
20	05-Apr-11	0.00	0.00	153894	SUJIB KUMAR
Total :		0.13	0.05		

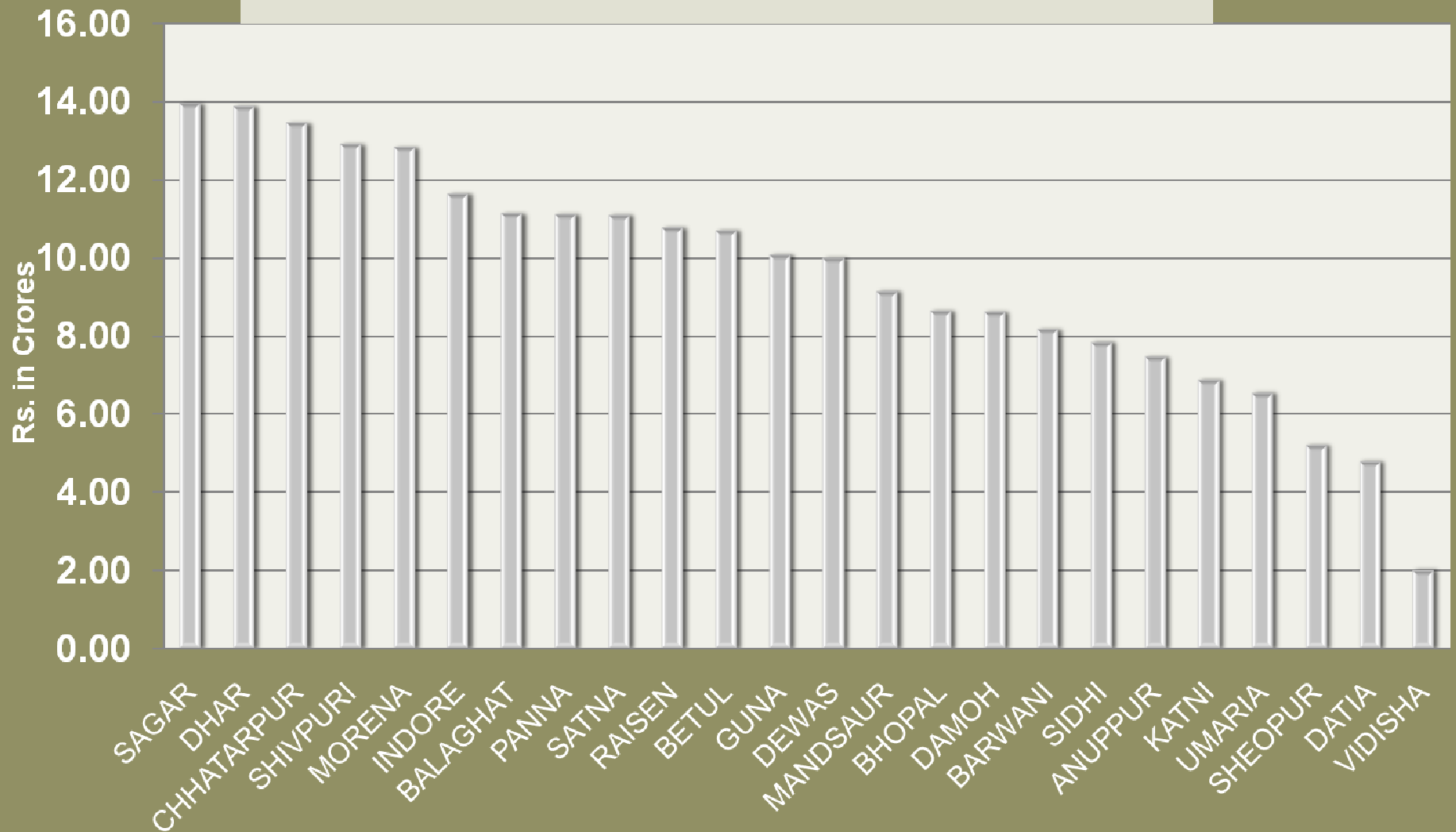
CPSMS FOR TRANSPARENCY IN PUBLIC EXPENDITURE



MGNREGS: Bihar, District-wise Cash Transactions during 2010-11 (Rs Lakhs)



NRHM: MP, District-wise Cash Transactions during 2011-12



ON-LINE UTILIZATION STATUS

State: Madhya Pradesh, **District:** Hoshangabad, **Block:** Pipariya

Scheme: National Rural health Mission

All amounts in Rs.

Component Name	Expenditure	Advance
Janani Suraksha Yojana JSY	<u>6,29,750.00</u>	0.00
Home Deliveries	<u>50,000.00</u>	0.00
Institutional Deliveries	<u>1,400.00</u>	0.00
Care of Sick Children and Severe Malnutrition	<u>0.00</u>	2,60,000.00
FAMILY PLANNING	<u>46,045.00</u>	10,70,800.00
URBAN RCH	<u>2,000.00</u>	0.00
TRIBAL RCH	<u>0.00</u>	30,000.00
Specialists Anaesthetists Paediatricians Ob gyn surg	<u>1,08,000.00</u>	0.00

JSY- RURAL DELIVERIES- RATLAM, MP

				District Hospital Ratlam	
				BANK OF BARODA	
				05040100014394	
				Actuals	
No. of Rural Deliveries		(1.4.11 to 9.2.12)	4098	Amount of benefit paid	Rs.57.37 Lakh)
Balance	:			1,156,304.00	
Blance date	:			23/02/2012	
Received On	:			21/02/2012	
Transaction Date	Dr Amount (Rs)	Cr Amount (Rs)	Cheque No		Remarks
09-Feb-12	1,400.00	0.00	591732		MALATI
09-Feb-12	1,400.00	0.00	591802		ANITA
09-Feb-12	1,400.00	0.00	591870		SADHANA
09-Feb-12	1,400.00	0.00	591732		MALATI
09-Feb-12	1,400.00	0.00	591881		SALMA
09-Feb-12	1,400.00	0.00	591883		NEETU
09-Feb-12	1,400.00	0.00	593213		FARZANA
09-Feb-12	1,400.00	0.00	599347		SANGITA
09-Feb-12	1,400.00	0.00	589511		REENA
09-Feb-12	1,400.00	0.00	596613		SANGITA
09-Feb-12	1,400.00	0.00	591032		PARVIN BEE
09-Feb-12	1,400.00	0.00	591159		KAVITA

JSY – URBAN DELIVERIES – RATLAM, MP

Number:05040100014 394	District	Hospital Ratlam,	MP	05040100014 394	
Rs.	BANK OF BARODA			Actuals	
No of Urban Deliveries		2605		Amount of benefit paid:	Rs.26.05 Lakh
balance				1,156,304.00	
balance				09/02/2012	
received				10/02/2012	
<small>S.No.</small>	Transaction Date	Dr Amount (Rs)	Cr Amount (Rs)	Cheque No	Remarks
	09-Feb-12	1,000.00	0.00	587106	SUMITRA
	09-Feb-12	1,000.00	0.00	593746	CHETNA
	09-Feb-12	1,000.00	0.00	596464	SAKINA
	09-Feb-12	1,000.00	0.00	599412	SHABANA
	08-Feb-12	1,000.00	0.00	583432	MANJU
	08-Feb-12	1,000.00	0.00	593417	RENU
	08-Feb-12	1,000.00	0.00	593691	NAZMA
	08-Feb-12	1,000.00	0.00	593818	SUNITA
	08-Feb-12	1,000.00	0.00	596143	JYOTI
	08-Feb-12	1,000.00	0.00	596207	MICR INWD CLG
	08-Feb-12	1,000.00	0.00	596947	MALA
	08-Feb-12	1,000.00	0.00	599332	RAMIYA
	07-Feb-12	1,000.00	0.00	589363	MANJU
	07-Feb-12	1,000.00	0.00	589400	SABIYA
	07-Feb-12	1,000.00	0.00	591314	REKHA

CPSMS FOR DECISION SUPPORT

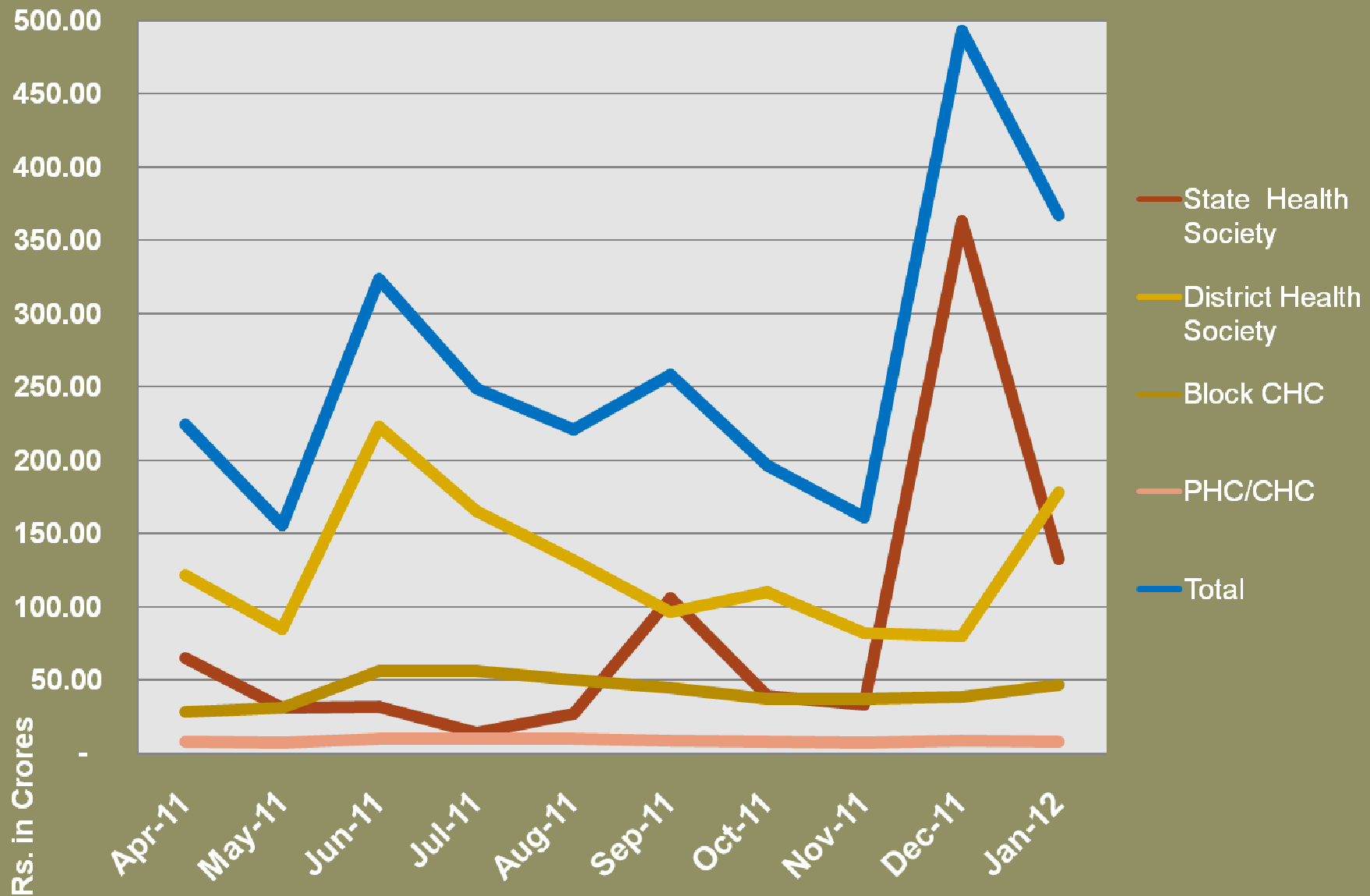


CPSMS- AIDS CASH MANAGEMENT: MGNREGS, BIHAR

Level	June 2010	Sept 2010	Dec 2010	March 2011	Dec 2011
State	0	0	0	16	3
District	302	343	227	221	113
Block	70	64	49	109	68
Panchayat	162	197	188	297	257
Total Cash Balances	534	604	464	643	441

- Bank balances on 10.2.2012: Rs 39,358 Cr (Total release of Rs 2,51,818 Cr from 1.4.2011 up to 10.2.2011)
- On line info. helps to minimise idle funds – provision/ transfer of funds to lower levels, based on requirement and unutilised balances.
- Bihar Govt. directs DMs to watch daily balance of Panchayats – to recoup accounts < Rs.1 lakh.

Level-wise Float in NRHM-MP



PROGRAMME EVALUATION: NRHM-MP ROGI KALYAN SAMITI

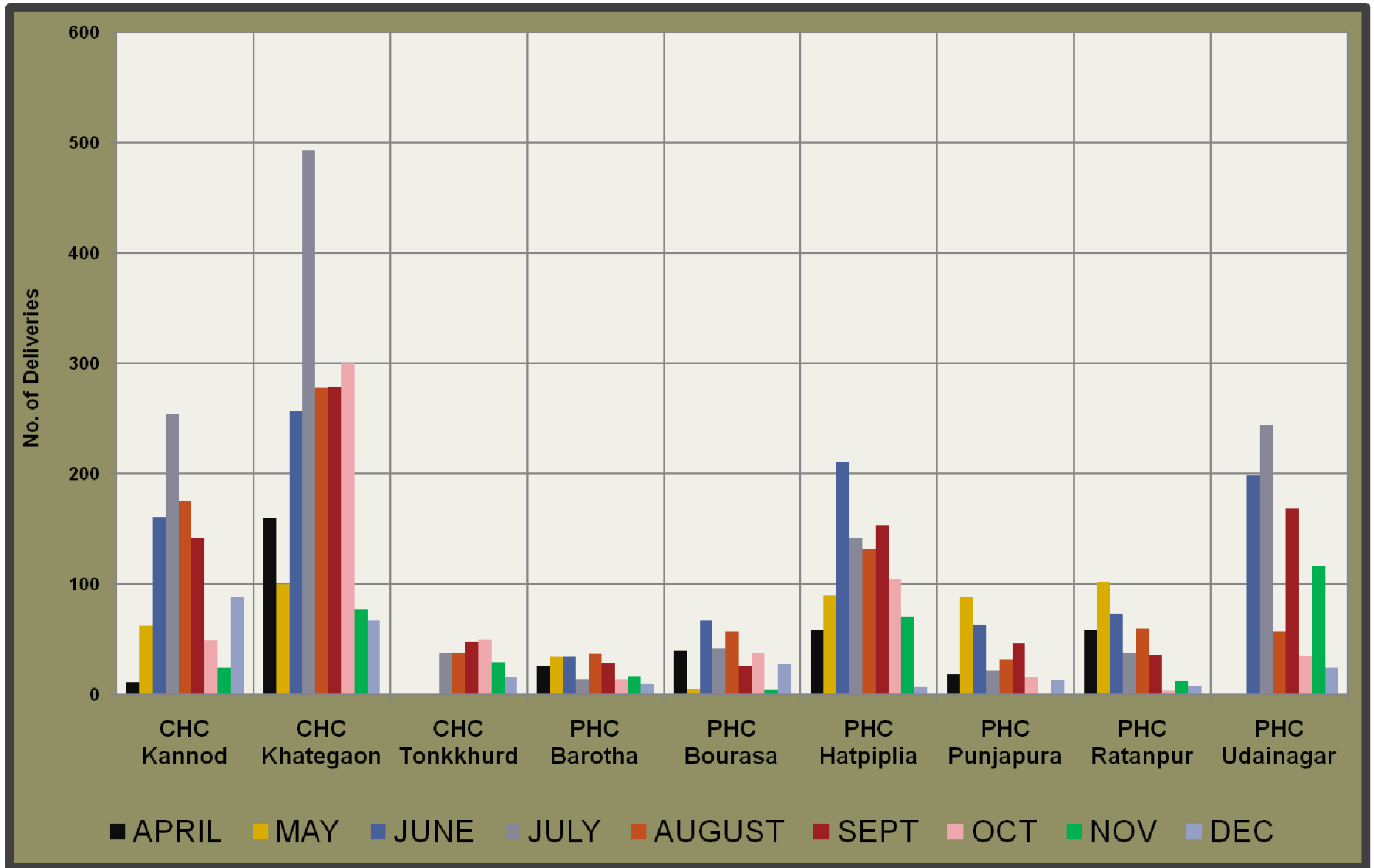
Figures in	Actuals (in Rs.)				
District Name	No of RKS	Total Of bank balance	Total Credit	Total Debit	% Utilization
BHIND	<u>3</u>	1,079,276.18	664,213.00	264,006.00	15.14
SHIVPURI	<u>13</u>	6,256,042.53	2,303,268.03	1,540,969.03	18.00
GUNA	<u>8</u>	537,791.13	660,738.41	499,736.67	41.70
TIKAMGARH	<u>3</u>	1,756,733.00	55,182.00	38,229.00	2.11
CHHATARPUR	<u>9</u>	770,417.28	1,356,164.00	1,324,689.00	62.29
PANNA	<u>12</u>	1,125,611.18	8,574,438.00	8,334,031.00	85.92
SAGAR	<u>9</u>	16,373,032.02	8,161,863.48	3,794,925.48	15.47
DAMOH	<u>2</u>	600,118.23	386,806.00	380,258.00	38.53
SATNA	<u>1</u>	415,223.74	2,017,278.00	2,177,729.00	89.53
REWA	<u>2</u>	170,657.00	149,643.00	30,860.00	9.63
SHAHDOL	<u>7</u>	6,797,455.33	12,327,919.00	5,706,289.60	29.84
RAISEN	<u>6</u>	1,295,392.13	1,119,237.00	1,207,980.00	50.03
BETUL	<u>11</u>	2,592,126.87	1,327,038.00	655,998.00	16.74
HOSHANGABAD	<u>2</u>	1,273,171.41	3,163,693.00	2,727,210.00	61.47
JABALPUR	<u>1</u>	550,175.00	239,433.00	28,765.00	3.64
NARSINGHPUR	<u>2</u>	731,375.00	309,805.00	127,306.00	12.23
SEONI	<u>6</u>	9,788,014.66	5,408,013.00	4,925,112.00	32.41
BALAGHAT	<u>1</u>	192,001.00	104,719.00	22,294.00	7.51
SHEOPUR	<u>3</u>	164,711.00	322,506.00	366,735.00	75.27

ROGI KALYAN SAMITI : PATNA, BIHAR

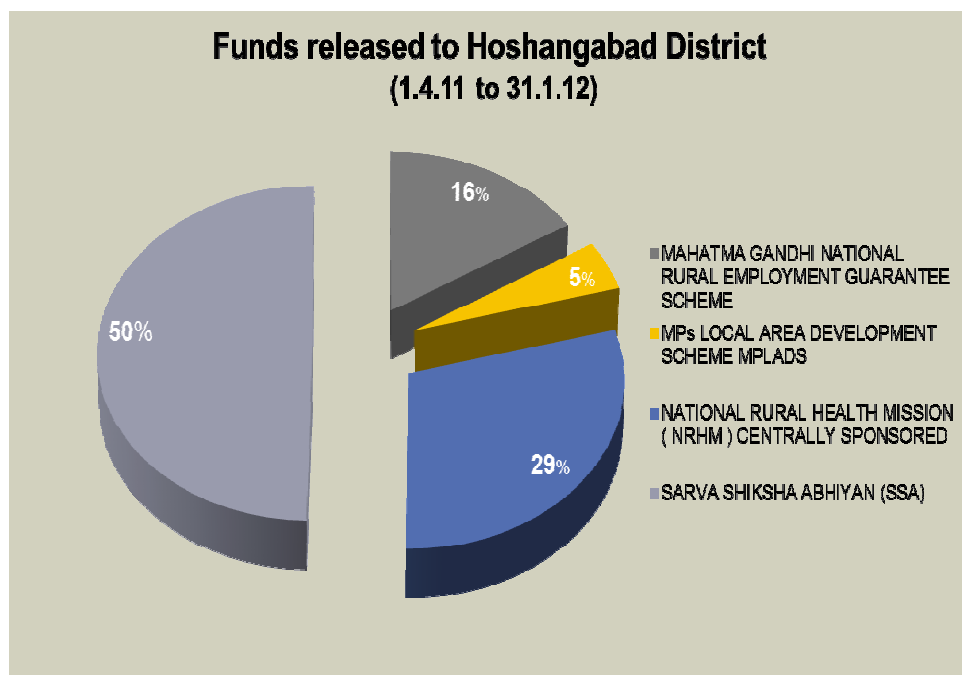
(AS ON 9.2.2012)

S No.	Agency Name	Total Of bank balance (Rs.)	Total Credit (Rs.)	Total Debit	% Utilization
1	RKS PHC KHUSRUPUR PATNA BIHAR	43,143.00	49,665.00	15,000.00	16.16
2	RKS PHC Maner Patna Bihar	135,344.00	48,602.00	108,937.00	59.22
3	RKS PHC Mokama Patna Bihar	63,586.50	18,164.00	5,682.50	6.95
4	RKS PHC Naubatpur Patna Bihar	121,429.00	39,944.00	30,000.00	18.59
5	RKS PHCBARH BARH PATNA BIHAR	12,665.00	6,721.99	98.99	0.51
6	RKS PHCBikram Bikram Patna Bihar	47,167.00	1,143.00	18,000.00	37.26
7	RKS PHCDulhinbazar Patna Bihar	232,368.00	131,240.00	132,931.00	36.56
8	RKS PHCFatuha Fatuha Patna Bihar	61,272.45	23,164.00	40,000.00	47.37
9	RKS PHCMasaurhi Masaurhi Patna Bihar	754,414.00	220,683.00	184,185.00	18.89
10	RKS PHCPandarak Pandarak Patna Bihar	305,646.00	28,124.00	259,660.00	77.80
11	RKS PHCPhulwarisharif Phulwarsharif Patna	547,158.00	128,498.90	314,134.90	46.49
12	RKS PHCPunpun Punpun Patna Bihar	308,971.91	50,533.00	25,403.00	7.07
13	RKS PHCSAMPATCHAK PATNA BIHAR	75,383.00	37,208.00	12,667.00	11.25
14	RKS REF HOSPITAL PALIGANJ PATNA BIHAR	339,057.78	271,826.00	30,000.00	4.91
15	RKS Sub-divisional Hospital Danapur, Patna, Bihar	707,794.00	939,088.00	1,231,798.00	74.80
	Total :	3,755,399.64	1,994,604.89	2,408,497.39	

DISTRICT: DEWAS, MP: 2011-12 (JSY DATA)



CPSMS – FOR BETTER PROGRAMME MANAGEMENT



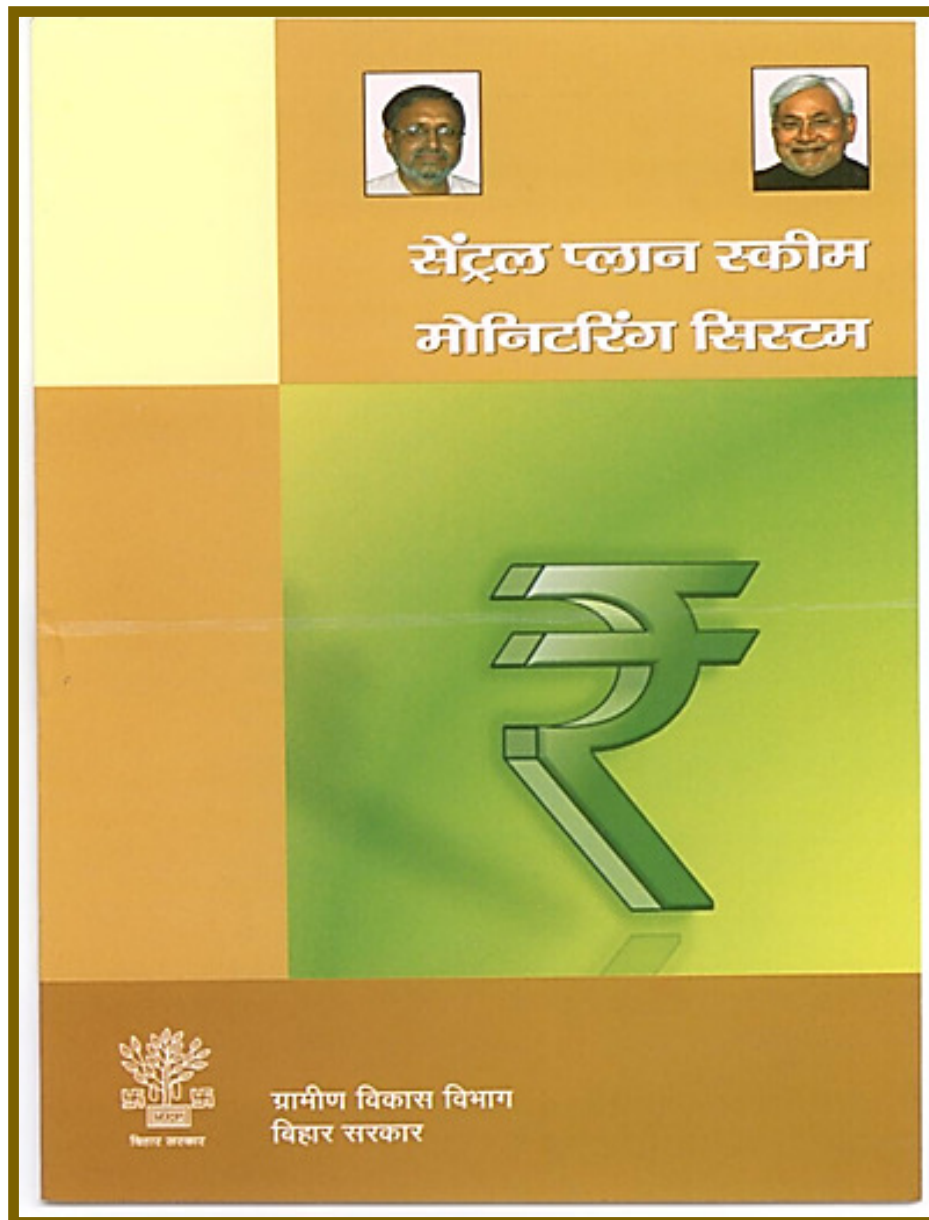
Scheme	Sum of Credit amount Rs.
MAHATMA GANDHI NATIONAL RURAL EMPLOYMENT GUARANTEE SCHEME	12,61,84,985
MPs LOCAL AREA DEVELOPMENT SCHEME MPLADS	3,74,61,282
NATIONAL RURAL HEALTH MISSION (NRHM) CENTRALLY SPONSORED	23,12,56,798
SARVA SHIKSHA ABHIYAN (SSA)	39,06,63,481.3
Grand Total	78,55,66,546.3

- Comprehensive real time data.
- Transaction details available across agencies- both at vertical and horizontal levels (geographic location wise).
- Component wise transactions captured – strengthens internal control.
- Reliable financial data- potential network with other databases.
- Potential as baseline for social audit of welfare schemes.
- Decision Support to Programme managers at all levels.

CPSMS As DSS

- Comprehensive (360 degree) view of funds deployed/ utilised: Linkage with Treasury Systems (NeGP initiative).
- Facilitate Just in Time movement of funds to lower levels of Program Implementation.
- Tracking of sanctions and bills at all levels starting from Gol.
- Facilitate on line UC- Transaction based Expenditure data available.
- Tool for decentralized planning/monitoring (District/ZP/Panchayat/ULB).
- Outcome monitoring (e.g. JSY, NRHM).
- Better Internal Control, detection of fraud (cash withdrawal).
- Citizen portal for dissemination of info. to the public- greater transparency.

STATES RESPOND ENTHUSIASTICALLY



- Bihar shows the way- pioneering wage payment to MGNREGS beneficiaries through CPSMS. [Pr Sec BIHAR3 .mp4](#)
- Finance Departments of all States major users- keen to support roll out, even for state plan.
- States e.g. TN, Andhra Pradesh & Kerala have embraced CPSMS, many others waiting.
- Programme management based on CPSMS data started in MP.
- Mizoram wants to cover state plan.
- States willingly sharing Treasury data for complete integration.

CITIZEN INFORMATION PORTAL OF CPSMS

Home

[About CPSMS](#) [Reports](#) [Download Brochure](#) [Feedback](#) [Sitemap](#) [Contact Us](#) [FAQ's](#)



GOVERNMENT OF INDIA
Controller General of Accounts, Ministry of Finance
Central Plan Scheme Monitoring System
CITIZEN INFORMATION PORTAL

A- A+ हिन्दी में



--- Other Websites ---



REPORTS

- Agency Wise Releases from Central Government
- Scheme Wise Expenditure from Central Government
- State Wise Expenditure from Central Government
- Sector Wise Details
- Flagship Scheme Expenditure
- Registered Agencies

[More...](#)

CITIZEN

Citizen as a user registers himself to get the reports on the funds going to a particular geographical location through email.

[Citizen Registration](#)

WHAT'S NEW

operational with RRBs shortly, so that all funds flowing out of civil ministries of Government of India are captured through the interface.

Madhya Bihar Gramin Bank integrated with CPSMS on 11May,2011.

ABOUT CPSMS

Central Plan Scheme Monitoring System (CPSMS) is a public financial management reforms initiative of the Government of India which monitors programs in the social sector and tracks funds disbursed.

[Read More](#)

[GOI web directory](#)

[india.gov.in](#)

No of User Hits: 65336

[RTI](#) | [State Wise PIO](#) | [Disclaimer](#) | [Privacy Policy](#) | [Glossary](#)

INFORMATION IN PUBLIC DOMAIN

- Details of agencies registered
- Agency wise releases
- State wise releases
- District wise releases
- Scheme wise releases
- Sector wise expenditure
- Expenditure under flagship schemes
- Expenditure related to Millennium Development Goals

www.cpsms.nic.in

CPSMS- WAY FORWARD

- Pan India roll out, based on success of the state pilots – DPR ready.
- Complete roll out in 5 years (to cover all states/ schemes).
- Strategic control by Government (CGA / NIC)
- Establishment of State Project Management Units (District outreach) to provide training and implementation support to states.
- Training and hand-holding up to District level.
- DPR submitted to Planning Commission.
- EFC note for approval - under circulation. [CGA3](#)
[.mp4](#)

DPR: COST - BENEFIT ANALYSIS

- **Total cost Rs.1666.40 Crores over 5 years (i.e. < 0.5% of total plan outlay)**
- **DPR estimates a float of Rs. 1,08,614 Cr at any given time**
- **@ 7.7%, borrowing cost for Gov: Rs. 8,363 Cr p.a.**
- **Project can pay back entire cost in less than a year.**
- **Also saving in terms of cost of developing/ maintaining scheme specific FMIS estimated at Rs.2250 Cr.**
- **Huge non-monetary benefits: better governance, transparency and accountability.**

CPSMS & EFFICIENT MANAGEMENT OF PUBLIC EXPENDITURE

- *In the Report on Efficient Management of Public Expenditure, Rangarajan Committee has recommended (Para 3.28) :*
 - *“ The Committee recommends that the CPSMS should be extended to enable tracking of utilization of funds for all Central Schemes in all States for which resources are either transferred through treasury or society route.... “*
- **CPSMS conforms to EIN recommended by TAGUP.**
- **CPSMS is a Governance initiative under 12th Plan (Approach papeer)**
- **International recognition: Future Gov Award, 2011**

**NO POWER ON EARTH CAN
STOP AN IDEA WHOSE TIME
HAS COME.**

-Victor Hugo



THANK YOU

